

1 2 3 4 5 6 7 8 9 10

A

B

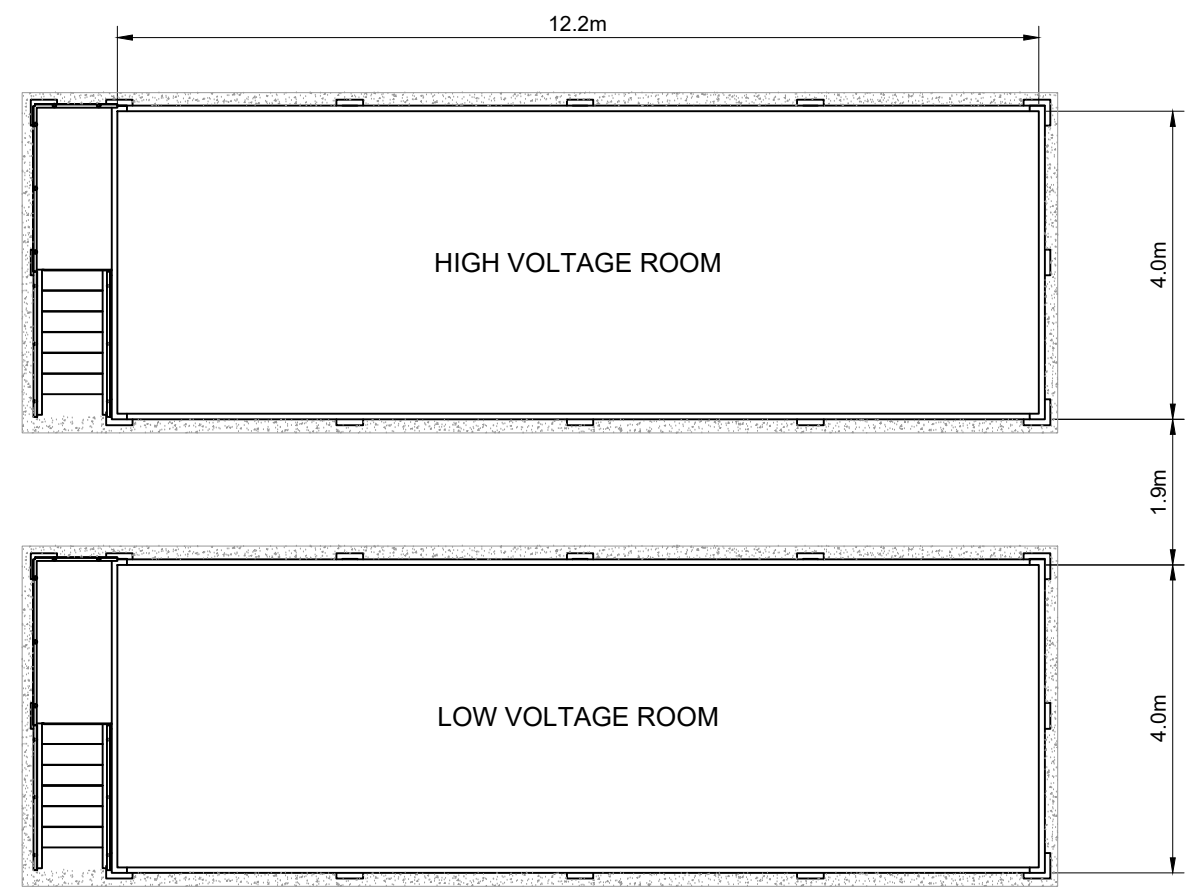
C

D

E

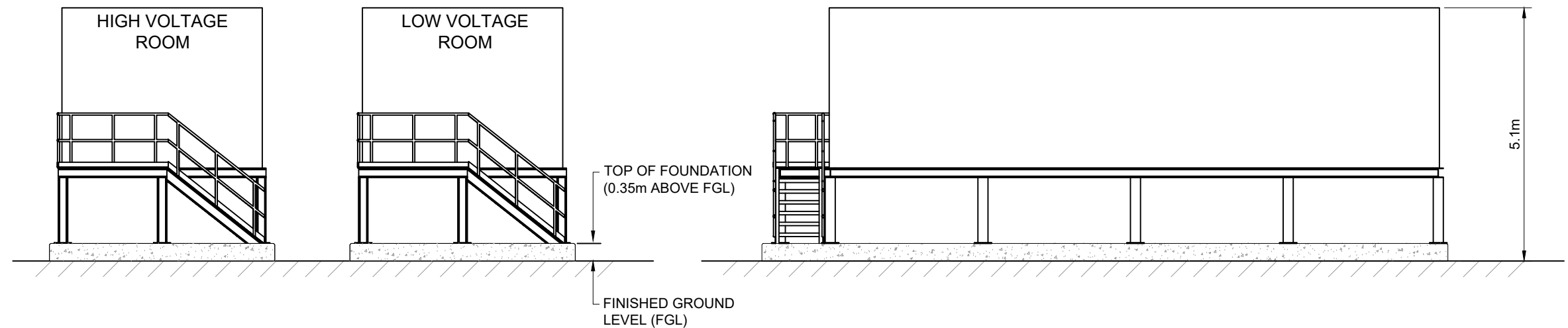
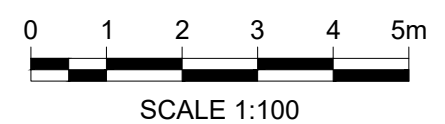
F

G



PLAN
SCALE 1:100

- NOTES:
1. ALL DIMENSIONS ARE IN METRES UNLESS NOTED OTHERWISE.
 2. EXACT LAYOUT AND DIMENSIONS ARE TO BE CONFIRMED AT DETAILED DESIGN.
 3. NUMBER, SIZE AND LOCATION OF DOORS IS INDICATIVE ONLY.
 4. FOUNDATION HEIGHTS SUBJECT TO DETAILED DESIGN.



ELEVATION B
SCALE 1:100

ELEVATION A
SCALE 1:100

2	BM	MK	BS	2025-02-10	UPDATED DETAILS
1	BM	BS	MK	2023-08-09	FIRST ISSUE
ISSUE	DRAWN	CHKD	APPD	DATE	REVISION NOTES
PURPOSE					COORDINATES
PLANNING					N/A
SCALE					DATUM
1:100 @A3					N/A
LAYOUT DRAWING					T-LAYOUT NO
N/A					N/A

PROJECT TITLE
**NORTHFLEET GREEN
HYDROGEN FACILITY**

DRAWING TITLE
**HYDROGEN FACILITY
SUBSTATION BUILDINGS**

RES DRAWING NUMBER	REV
05135-RES-SUB-DR-PT-002	2

THIS DRAWING IS THE PROPERTY OF RENEWABLE ENERGY SYSTEMS LIMITED AND NO REPRODUCTION MAY BE MADE IN WHOLE OR IN PART WITHOUT PERMISSION



BEAUFORT COURT,
EGG FARM LANE,
KINGS LANGLEY,
HERTS WD4 8LR, UK
TEL +44 (0) 1923 299200
WWW.RES-GROUP.COM

1 2 3 4 5 6 7 8 9 10