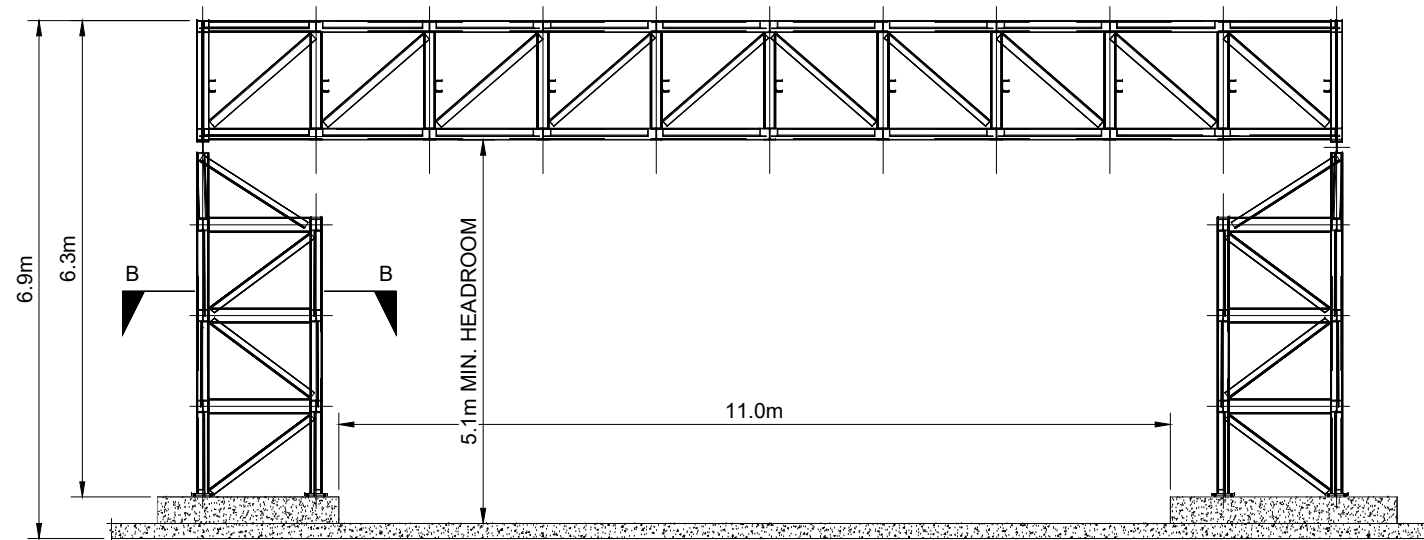
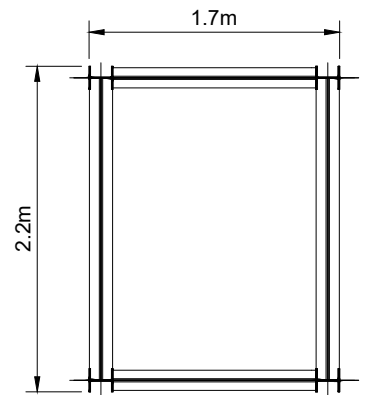
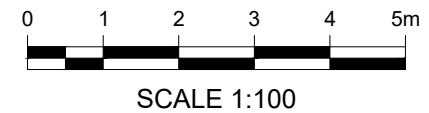


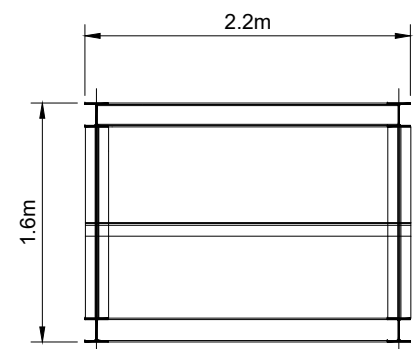
PLAN OF PIPE BRIDGE
SCALE 1:100



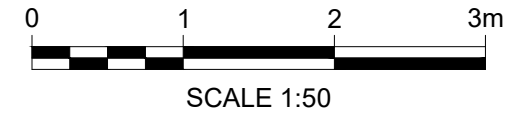
ELEVATION A-A OF PIPE BRIDGE
SCALE 1:100



SECTION B-B
SCALE 1:50



SECTION C-C
SCALE 1:50



NOTES:

1. ALL DIMENSIONS ARE IN METRES UNLESS OTHERWISE STATED.
2. DETAILS SHOWN ARE INDICATIVE AND SUBJECT TO FINAL DESIGN.
3. ALL DIMENSIONS ARE APPROXIMATE AND SUBJECT TO DETAILED DESIGN.

1	BM	MK	BS	2025-02-10	FIRST ISSUE
ISSUE	DRAWN	CHKD	APPD	DATE	REVISION NOTES
PURPOSE					COORDINATES
PLANNING					N/A
SCALE					DATUM
AS SHOWN @A3					N/A
LAYOUT DRAWING					T-LAYOUT NO
N/A					N/A

PROJECT TITLE
NORTHFLEET GREEN HYDROGEN FACILITY

DRAWING TITLE
TYPICAL SERVICES SUPPORT FRAME PIPE BRIDGE

RES DRAWING NUMBER	REV
05135-RES-SDP-DR-PT-002	1

THIS DRAWING IS THE PROPERTY OF RENEWABLE ENERGY SYSTEMS LIMITED AND NO REPRODUCTION MAY BE MADE IN WHOLE OR IN PART WITHOUT PERMISSION



BEAUFORT COURT,
EGG FARM LANE,
KINGS LANGLEY,
HERTS WD4 8LR, UK
TEL +44 (0) 1923 299200
WWW.RES-GROUP.COM